

سيتم إرسال وتحكيم الأوراق العلمية للمؤتمر الدولي الرابع في النشر الإلكتروني ICEPUB 4th من خلال نظام إدارة أوراق المؤتمرات (www.easychair.org). هذا النظام يتيح لك كمؤلف التنظيم الكامل لعملية إرسال الورقة الخاصة بك، و تحميل النص الكامل ومتابعة سير عملية التحكيم.

وهذا الدليل يهدف إلى دعم المؤلفين أثناء عملية الإرسال، ويتكون من قسمين:

1. إنشاء حساب

2. إرسال الورقة كاملة

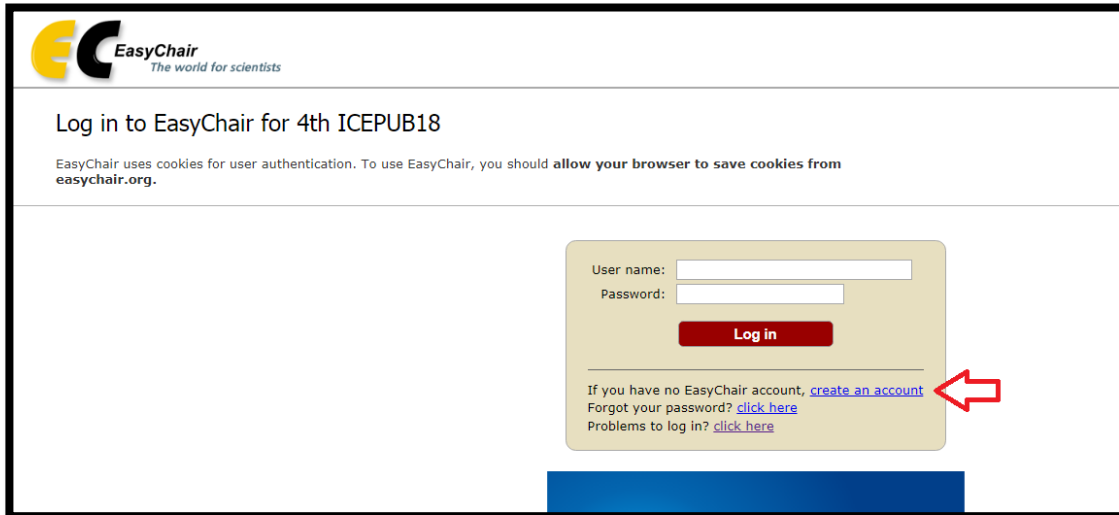
*إذا كان لديك حساب على EasyChair من قبل فبإمكانك استخدام اسم المستخدم وكلمة المرور الخاصة بك. وللحصول على التفاصيل الخاصة بكيفية إرسال الأوراق الكاملة يرجى قراءة القسم 2 أدناه (إرسال الأوراق كاملة)

القسم 2 : إعداد حساب مؤلف

أولاً، نرجو الدخول على الرابط:

<https://easychair.org/conferences/?conf=4thicepub18>

سوف تحصل على صفحة دخول للمؤتمر الدولي الرابع في النشر الإلكتروني ICEPUB 4th، اختر "create an account" " لتسجيل حساب.



أدخل الكلمات التي تظهر في الصندوق واضغط استمرار
"Continue".

The screenshot shows the EasyChair logo at the top left. The main heading is "Create an EasyChair Account: Step 1". Below the heading, there is a paragraph explaining the account creation process. A list of three steps follows: 1. Typing the text from an image and clicking "Continue". 2. Filling out a form with personal information. 3. Receiving an email with a link to complete the account creation. Below the text, there is a reCAPTCHA widget with the text "I'm not a robot" and a "Continue" button.

EasyChair
The world for scientists

Create an EasyChair Account: Step 1

To use EasyChair, one should first create an account. The procedure for creating an account is the following.

1. You should type the text that you see in the image below and click on "Continue".
2. If you type the text correctly, you will be asked to fill out a simple form with your personal information.
3. After you filled out the form, EasyChair will send you an email with a link that you can use to complete the account creation.

I'm not a robot

reCAPTCHA
Privacy - Terms

Continue

أدخل الاسم وعنوان البريد الإلكتروني واضغط استمرار

The screenshot shows the EasyChair logo at the top left. The main heading is "Create an EasyChair Account: Step 2". Below the heading, there is a paragraph explaining the form fields. A list of four fields follows: First name (*), Last name (*), Email address (*), and Retype email address (*). A "Continue" button is located below the fields. At the bottom, there is a footnote and a link to the privacy policy.

EasyChair
The world for scientists

Create an EasyChair Account: Step 2

Please fill out the following form. The required fields are marked by (*)
Note that **the most common reason for failing to create an account is an incorrect email address** so please type your email address correctly.

First name[†] (*):

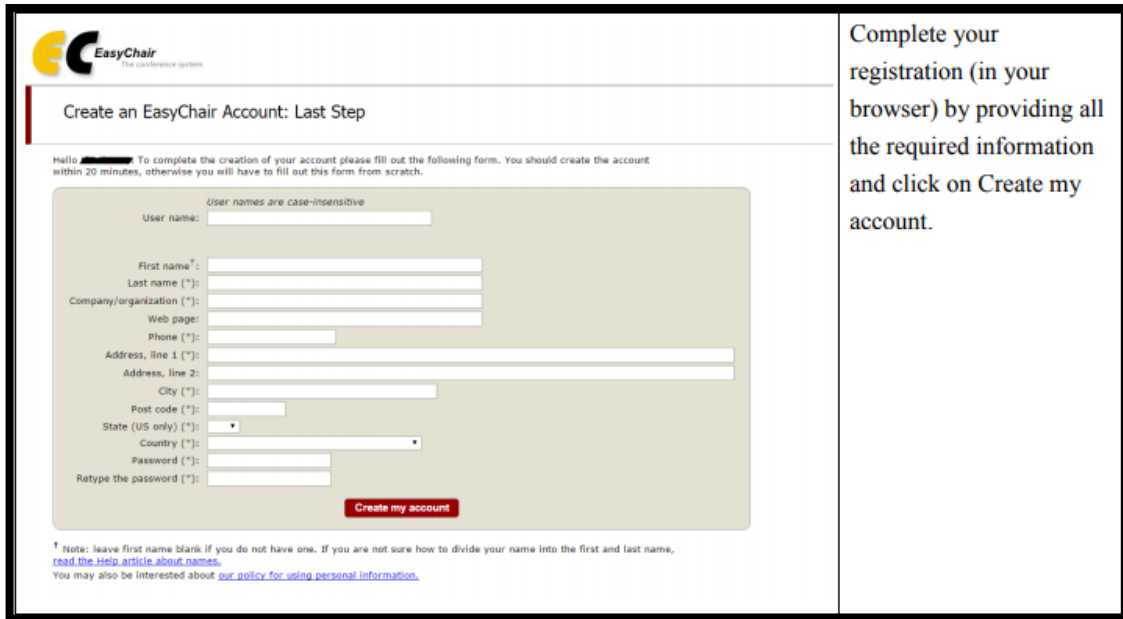
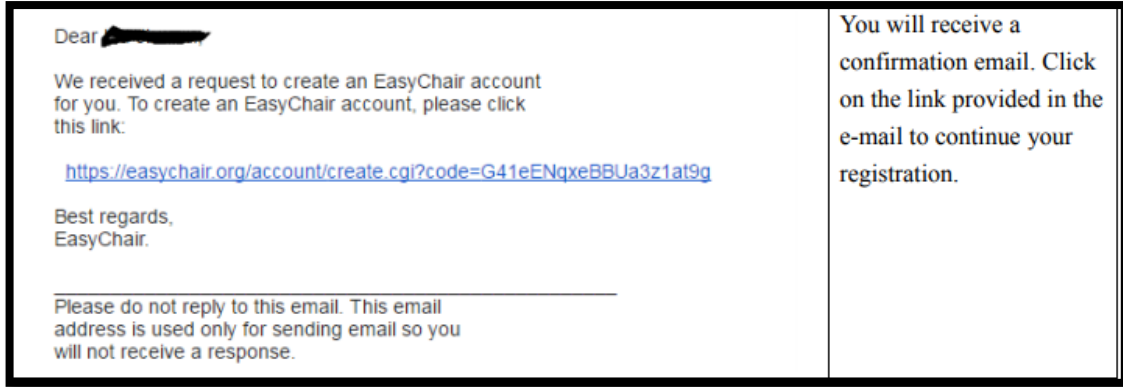
Last name (*):

Email address (*):

Retype email address (*):

Continue

[†] Note: leave first name blank if you do not have one. If you are not sure how to divide your name into the first and last name, [read the Help article about names.](#)
You may also be interested about [our policy for using personal information.](#)




بعد الانتهاء من التسجيل بنجاح، قم بالدخول إلى رابط المؤتمر الخاص بإرسال الأوراق العلمية:

<https://easychair.org/conferences/?conf=4thicepub18>

القسم 2: إرسال الورقة كاملة

1. اختر من شريط القوائم الرئيسية (في الأعلى) "New Submission" إرسال جديد.

 4th ICEPUB18 (author)

[New Submission](#) [4th ICEPUB18](#) [CFP](#) [News](#) [EasyChair](#)

4th ICEPUB18

Conference Information

Acronym of the event:	4th ICEPUB18
Name of the event:	The 4th International Conference on E-Publishing: "Create, Communicate, and Collaborate"
Web page:	https://icepub.ju.edu.jo/icepub2018/
Contact emails:	
Submission page:	https://easychair.org/conferences/?conf=4thicepub18

2. اتبع التعليمات وقم بتعبئة المعلومات المطلوبة.

- لإدخال معلومات المؤلف / المؤلفين قد تسرع العملية بالنقر على "click here to add yourself" لإضافة بياناتك.
- المؤلف الذي يسمى " corresponding author " هو الذي يستقبل الرسائل الإلكترونية من النظام. على الأقل مؤلف واحد سوف يتولى أمر المراسلات.



New Submission for 4th ICEPUB18

Follow the instructions, step by step, and then use the "Submit" button at the bottom of the form. The required fields are marked by (*).

Author Information

For each of the authors please fill out the form below. Some items on the form are explained here:

- **Email address** will only be used for communication with the authors. It will not appear in public Web pages of this conference. The email address can be omitted for authors who are not corresponding. These authors will also have no access to the submission page.
- **Web page** can be used on the conference Web pages, for example, for making the program. It should be a Web page of the author, not the Web page of her or his organization.
- Each author marked as a **corresponding author** will receive email messages from the system about this submission. There must be at least one corresponding author.

Author 1 ([click here to add yourself](#)) ([click here to add an associate](#))

First name[†] (*):
Last name (*):
Email (*):
Country (*):
Organization (*):
Web page:

corresponding author

Author 2 ([click here to add yourself](#)) ([click here to add an associate](#))

First name[†] (*):
Last name (*):
Email (*):
Country (*):
Organization (*):
Web page:

corresponding author

*أدخل عنوان الورقة
*أدخل 5 كلمات مفتاحية لورقتك
* قم بتحميل النص الكامل بصيغة (PDF)
* أنقر على رابط إرسال "Submit"

Author 3 ([click here to add yourself](#)) ([click here to add an associate](#))

First name[†] (*):

Last name (*):

Email (*):

Country (*):

Organization (*):

Web page:

corresponding author

[Click here to add more authors](#)

[†] Note: leave first name blank if there is no first name. If you are not sure how to divide a name into the first and last name, [read the Help article about names](#).

Title and Abstract

The title and the abstract should be entered as plain text, they should not contain HTML elements.

Title (*):

Abstract (*):

Keywords

Type a list of keywords (also known as key phrases or key terms), **one per line** to characterize your submission. You should specify at least three keywords.

Keywords (*):

Uploads

The following part of the submission form was added by 4th ICEPUB18. It has neither been checked nor endorsed by EasyChair

Paper. Upload your paper. The paper must be in PDF format (file extension .pdf)

No file chosen

Ready?

If you filled out the form, press the 'Submit' button below. **Do not press the button twice: uploading may take time!**

3. والآن تستطيع أن تشاهد معلومات الإرسال الخاصة بك وبإمكانك الرجوع إلى الصفحة الخاصة بتفاصيل الإرسال بالضغط على Submission 1 الموجودة في الزاوية في أعلى اليمين من شريط القوائم الرئيسية.
4. قم بتحديث الإرسال الذي قمت به بالضغط على Submission 1 من ثم اضغط على الروابط في الجانب الأيمن لعمل تغييرات.


4th ICEPUB18 (author) Help / Log out

New Submission Submission 1 4th ICEPUB18 CP2 New EasyChair

4th ICEPUB18 Submission 1

The submission has been saved!

Paper 1

Title:	Big Data and Analytics Strategies in Academic Libraries: Opportunities and Challenges. The Case of University of Jordan library
Paper:	 (Feb 15, 14:45 GMT)
Author keywords:	Big Data Analytics Library
Abstract:	In the last decades the world witnessed a huge revolution in information and communication technologies. This change reflects on organizations and their activities. Recently, big data has been attracting the attention of companies and organizations of different types and scopes. It became a ubiquitous term in their activities and decision making. With the amounts of data now available from everywhere and in different formats, companies and organizations in almost every industry are focused on exploiting data for competitive advantage
Submitted:	Feb 15, 14:45 GMT
Last update:	Feb 15, 14:45 GMT

Authors						
first name	last name	email	country	organization	Web page	corresponding?
Amani	Ahmad	amani_hamasha@yahoo.com	Jordan	The University of Jordan		✓

[Update information](#)
[Update authors](#)
[Update file](#)

- أرسل إيميل إلى icepub@ju.edu.jo في حال وجود أي استفسارات.